

# Precision Panel

Control | Efficiency | Creativity


Specifications



# Developed in conjunction with renowned colourists and a leading industrial design house, the Precision panel is the next-generation integrated control surface for Nucoda grading solutions.

The Precision panel maximizes creativity through efficient and innovative navigation, while retaining the stylish look and feel required in modern grading suites.

Combining new touch-screen operation alongside traditional control elements, Precision offers features and functionality unavailable from any other generic or integrated grading panel.



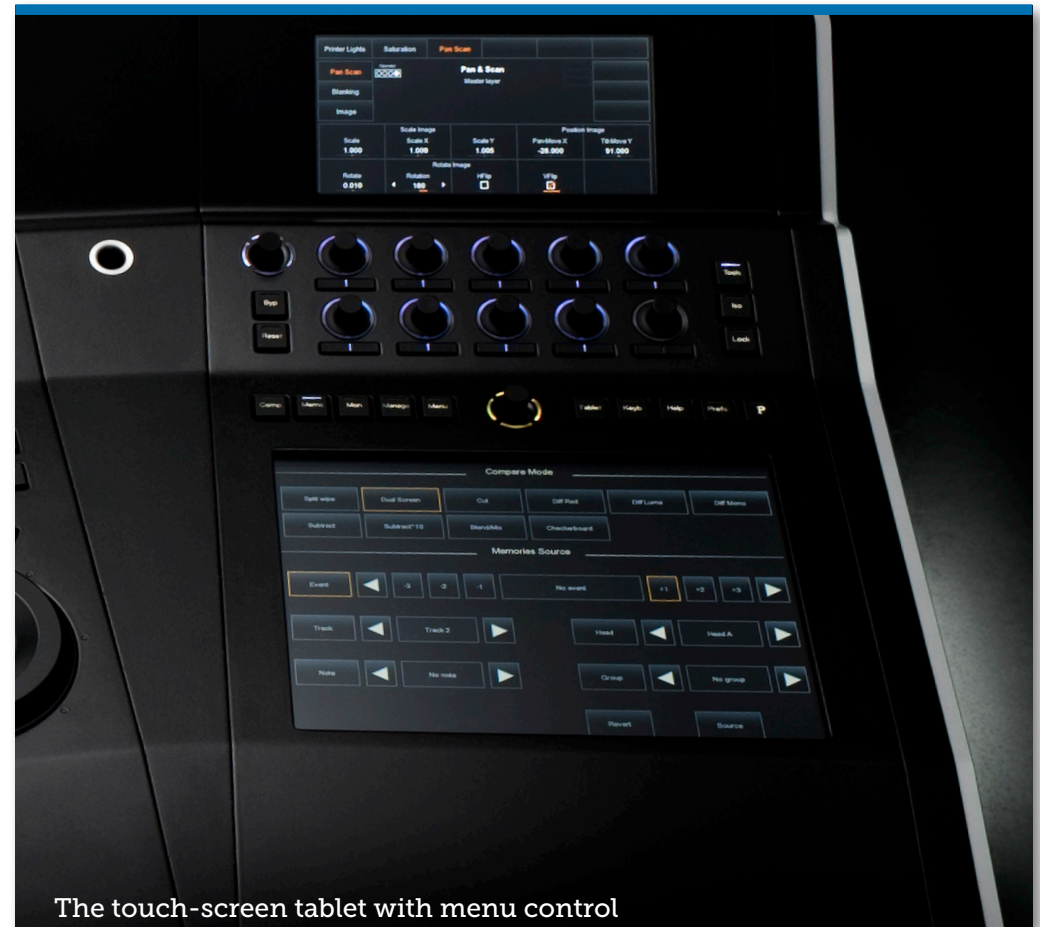
## Modular And Ergonomic Design

Precision has been designed by colourists, for colourists.

Like its well-regarded Valhall predecessor, Precision is comprised of three separate panel units - Colour, Touch and Transport - allowing operators to create an optimised setup to suit their own environment and preferred ways of working.

Precision offers a new sleek low-profile combined with a hard wearing, non-glare surface that ensures a superior look and feel. All rotary controls, buttons and joysticks are of the highest manufacturing quality and were selected to provide a long life and precise control.

The brightness and colour of all illuminated controls can be adjusted to better suit the ambient conditions of a DI suite, as well as providing colour-coded State and Mode indications that are fully configurable by the operator.



The touch-screen tablet with menu control

Precision also provides dimmable script lights along each side of the panels, as well as built-in audio feedback that offers an additional level of configurable response and user control.

## Optimised Control for Intuitive Creativity

A unique combination of touch-screens plus traditional pushbutton and joystick controllers now enables colourists to enjoy immediate access to all of Nucoda's powerful tools, thereby letting them focus on creativity.

The five touch-screens built into the fully-configured Precision provide the operator with a revolutionary world of menu navigation, image manipulation and instrument control, with the potential of having different tools in use simultaneously.

Easily accessed on-screen Help functions combined with continuous visual feedback and intuitive layout, offers seasoned Nucoda users the ultimate grading experience and eases the transition from other user surfaces.

All three panels, Colour, Touch and Transport, feature high-resolution touch-screens for interface display. Tool selection requires a simple touch on the appropriate screen. The ability to lock screens together allows tools and layers to remain in sync, layer names appear directly on the screens users are always sure which layers they are updating.

Each screen features a dedicated joystick that enables easy selection, plus additional layer and shape navigation. Rotary controls and rocker switches below each screen control discrete functions, with user-definable colour settings.



## Transport panel

### Jog/shuttle wheel and dedicated buttons

Fast and accurate timeline navigation by jog and shuttle controls with optical encoders, are augmented by familiar transport buttons.

Four Play head selectors and Loop controls.

### Timeline Control

A central thumbwheel control and two recessed buttons provide both variable and fixed Fit or Zoom functionality to the timeline.

### Layer control

A total of 12 dedicated buttons for quick access to layers for editing effects, are enhanced with a further three buttons for creating new layers, offering an unparalleled level of control.

Layers are unlimited in number and access is provided to Layer 8 and higher via the multi-function Joystick navigation control and numeric quick entry.

Layer selection drives the appropriate Touch screen for controls. Screen selection is controlled by user preference.

### Modifiers

Three buttons - Control, Shift and Alt - provide modifier functionality to almost every button for extending commands such as Layer insertion, thereby greatly increasing user control.

### Numeric Keypad

Numeric keypad aids navigation on the timeline, with fast cueing to shots with any of the four play-heads for playback or comparison.

### Joysticks

In addition to a joystick associated with the top-level screens, a second joystick can be used for the navigating of layers and tracks.

## Colour panel

### Trackballs/rings

Three high-resolution three-axis trackballs providing speed, accuracy and enhanced control for colour-tool manipulation.

A fourth high-resolution three-axis trackball is provided for shape/cursor/pan/scan control, providing a further level of enhanced control. This fourth ball can be configured on Left or Right of grading controls.

Each trackball and ring features individual buttons for bypassing changes, as well as keys for separately resetting the trackballs and rings. All trackball/ring settings can be reset with a single button push. Together with the usual colour tools, RGB curves are also accessible through the trackball/ring interface.

### Dedicated Buttons

10 quick-access buttons for the most needed features, including shape creation and Memories control.

An additional 24 dedicated buttons for other functions including, groups, key-frames, bookmarks, and stereoscopic grading modes.

Eight dedicated Memory buttons handle storage and recall of quick notes.

### Joysticks

In addition to a pair of joysticks associated with the top-level screens, a third joystick can be used for navigating tracks, versions, key-frames, bookmarks, notes and events.

### Thumbwheel

A central thumbwheel controls inter-layer transparency.

### Modifiers

Two sets of three buttons - Control, Shift and Alt - provide modifier functionality to almost every button for extending commands such as Layer insertion, greatly increasing user control.

## Touch panel

### Touch panel/tablet

This large-format, 10.4 inch touch-screen provides quick access to head-up displays, histograms, grids, cms and masks, plus the switching of project image formats.

Comparison modes provide quick access to Nucoda compare modes, event, track, note, head, group source and revert.

The screen also features a full keyboard and an extensive online interactive Help screen.

### Dedicated Buttons


10 dedicated buttons for switching the menu screens.

### Joysticks

In addition to a joystick associated with the top-level screens, a second joystick can be used for navigating events and notes.

The joystick allows wipe and rotation of compare wipes, plus other modes, which include dual, differential and checkerboard.

**CONTROL | EFFICIENCY | CREATIVITY**



## Technical Specifications

	Full Panel Set	Single Panel
Number / type	3 x Separate panels - Colour, Touch, Transport (modular and configurable for left/right handed operators)	1 x panel - Colour
Dimensions (W x D x H)	1100 x 514 x 159 mm (43.3 x 20.2 x 6.3 inches)	577 x 514 x 159 mm (22.7 x 20.2 x 6.3 inches)
Weight	28.1 kg (61.8 lbs)	14.5 kg (31.9 lbs)
<b>Displays</b>		
	4 x Touch-enabled Tool Screens	2 x Touch-enabled Tool Screens
Type	6" full colour TFT, user-controllable LED backlight	6" full colour TFT, user-controllable LED backlight
Resolution (W x H)	800 x 400 pixels	800 x 400 pixels
Touch	Resistive touch	Resistive touch
<b>1 x Tablet/Keyboard/Touch Screen</b>		
Active Area	212 mm x 160mm (8.3 x 6,3 inches)	
Type	10,4" full colour TFT, user controllable LED backlight	
Resolution (W x H)	1024 x 768 pixels	
Touch	Capacitive touch	
Tablet Type	Integral (with touch-screen) High-resolution	
<b>Command keys</b>		
Number / type	151 x Light, short stroke	72 x Light, short stroke
Legends	High-contrast white backlit legend, minimum light emission, user-controllable brightness	High-contrast white backlit legend, minimum light emission, user-controlled brightness
State/mode indicator	RGB, customisable colour and brightness	RGB, customisable colour and brightness
<b>Rocker switches</b>		
Number / type	40 x Left/right action, tactile, short stroke	20 x Left/right action, tactile, short stroke
State / mode indicator	RGB, customisable colour and brightness	RGB, customisable colour and brightness
<b>Reset switches</b>		
Number / type	5 x Recessed, tactile, short stroke	1 x Recessed, tactile, short stroke
<b>Trackballs</b>		
Number / type	4 x 3-axis (ball + soft grip ring) high-resolution trackball	4 x 3-axis (ball + soft grip ring) high resolution trackball
State / mode indicator	8 x RGB in circle around trackball, customisable colour and brightness	8x RGB in circle around trackball, customisable colour and brightness
<b>Knobs</b>		
Number / type	40 x High-resolution optical rotary encoder with integrated tactile push-button switch	20 x High-resolution optical rotary encoder with integrated tactile push-button switch
State / mode indicator	2 x RGB (top/bottom), customisable colour and brightness	2 x RGB (top/bottom), customisable colour and brightness
<b>Joysticks</b>		
Number / type	7 x Multi-functional customisable 4-way digital joystick including integrated optical rotary encoder and tactile push-button switch	3 x Multi-functional customisable 4-way digital joystick including integrated optical rotary encoder and tactile push-button switch
State / mode indicator	4 x RGB (top/left/right/bottom), customisable colour and brightness	4 x RGB (top/left/right/bottom), customisable colour and brightness
<b>Jog / Shuttle</b>		
Number / type	1 x Separate Jog / Shuttle dials	
Jog	High-resolution optical rotary encoder	
Shuttle	Rotary encoder, spring-loaded return	
<b>Thumb Wheel</b>		
Number / type	2 x High-resolution optical rotary encoder, soft grip wheel	1 x High-resolution optical rotary encoder, soft grip wheel
<b>Script light</b>		
Number / type	2 x (left/right) White LED source, user-controlled brightness	2 (left/right) White LED source, user-controlled brightness
<b>Interface</b>		
System control interface	6 x Ethernet ports (2 x on each panel)	2 x Ethernet ports

Digital Vision World  
21 Poplar Business Park  
10 Prestons Road  
London  
E14 9RL

Digital Vision Sweden Filial  
Sankt Eriksgatan 63A  
112 34  
Stockholm

Tel +44 3330 148 148

www.digitalvision.world